

Gentuity™ HF-OCT

Overcoming barriers to intravascular imaging

- Operates at 250 revolutions per second, with a choice of two pullback distances (50 or 100 mm) and speeds (1 or 2 seconds)
- Intuitive and easy to use
- No need for sterile bagging
- Smallest intravascular imaging catheter available on the market at 1.8 F
- Fastest pullback speed for One Second Imaging™ (image 100 mm vessel segments in 1 second)
- Indicated for the widest range of coronary artery sizes (1.3 to 6.0 mm in diameter), including the Left Main
- Ideal for radial access with a 165 cm working length



Manufactured by:

Gentuity LLC

142 North Road, Suite G, Sudbury, MA
01776-1142, USA

For more information, please Contact us:
vascular@nipro-group.com



www.nipro.com



VASCULAR

How does Gentuity™ HF-OCT help you to overcome common limits in the routine use of intravascular imaging?

Gentuity™ HF-OCT

IMAGING CONSOLE

SEE MORE - KNOW MORE



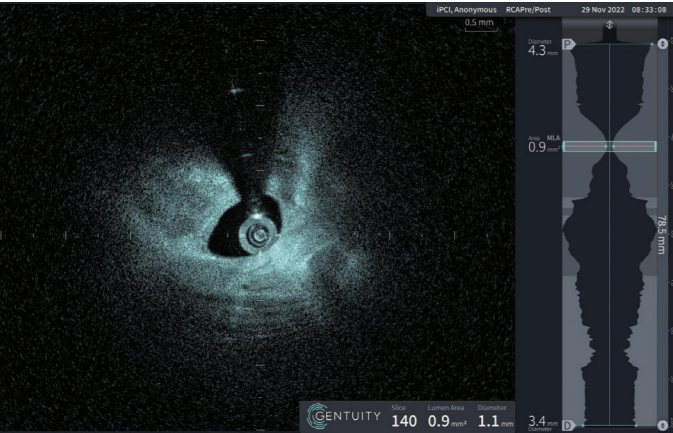
MM-4120 - Bro-Gentuity HF-OCT - EN - 14.Nov.2023

SEE MORE

Gentuity™ HF-OCT provides you with solutions:

Challenging Lesions

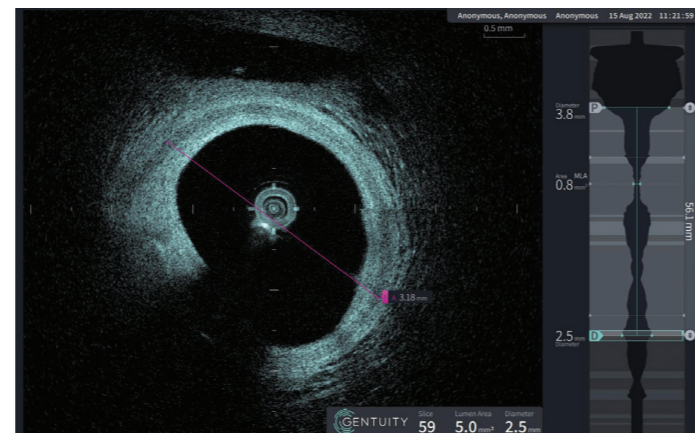
- Vis-Rx™ Micro-Imaging Catheter crossing profile is less than half the size of other intravascular imaging catheters (1.8 F)
- Enables the ability to image tight lesions and get clearing without pre-dilatation
- Saves time and reduces the risk of disrupting a lesion before you have decided how to treat it



Imaging in tight stenosis

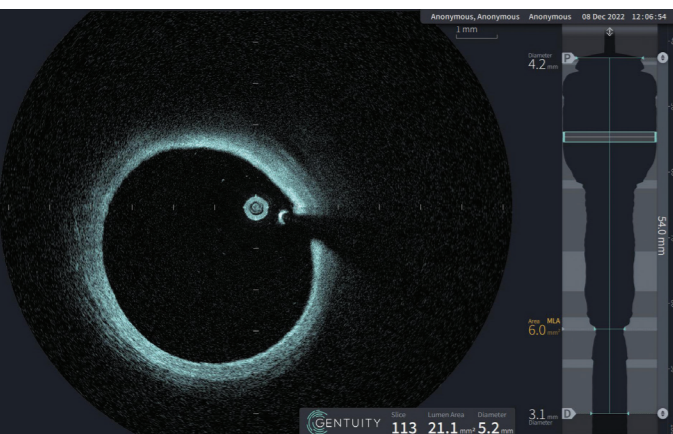
One Second Imaging

- A state-of-the-art laser allows images to be captured quickly and accurately - insights in just one second
- Easy set up with catheter attachment outside the sterile field - no need for sterile bagging



Total Vessel Imaging

- Images of up to 100mm segments - 33% longer than other OCT systems available
- Images the whole coronary artery in one single pullback
- Indicated for coronary arteries 1.3 to 6.0 mm in diameter, including the left main



Very large vessel diameters or Left Main assessments



Vis-Rx™
MICRO-IMAGING CATHETER

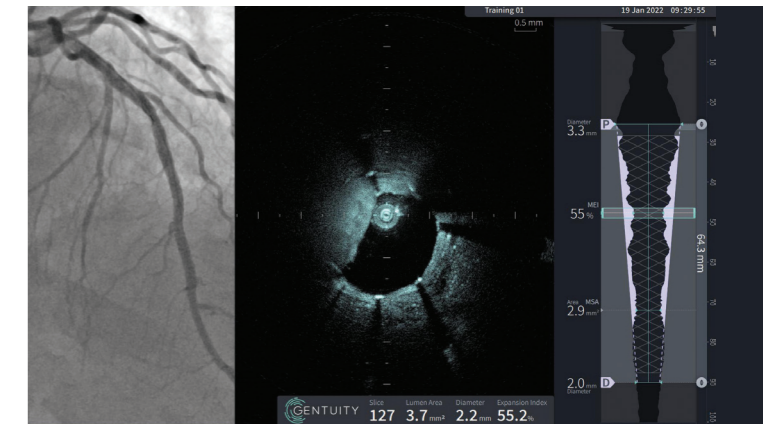
KNOW MORE

Gentuity™ HF-OCT makes your workflow easier:

New StentX software



Gentuity™ HF-OCT
IMAGING CONSOLE



- Easy visualization and quantification of stent expansion for successful stent outcomes
- DICOM networking capability along with the latest cybersecurity features
- Automation to simplify the procedure while retaining flexibility and control to adapt to the specific patient situation
- Intuitive user interface, making the workflow more seamless and clinically relevant

Ordering information

Gentuity™ HF-OCT Imaging Console:

EU ordering code	Global product code
G2-GENTCNLS-UU	G10-01

Vis-Rx™ Micro-Imaging Catheter:

EU ordering code	Global product code
CATH-OCT16-BU	G30-03 (EU) / G30-01(US)